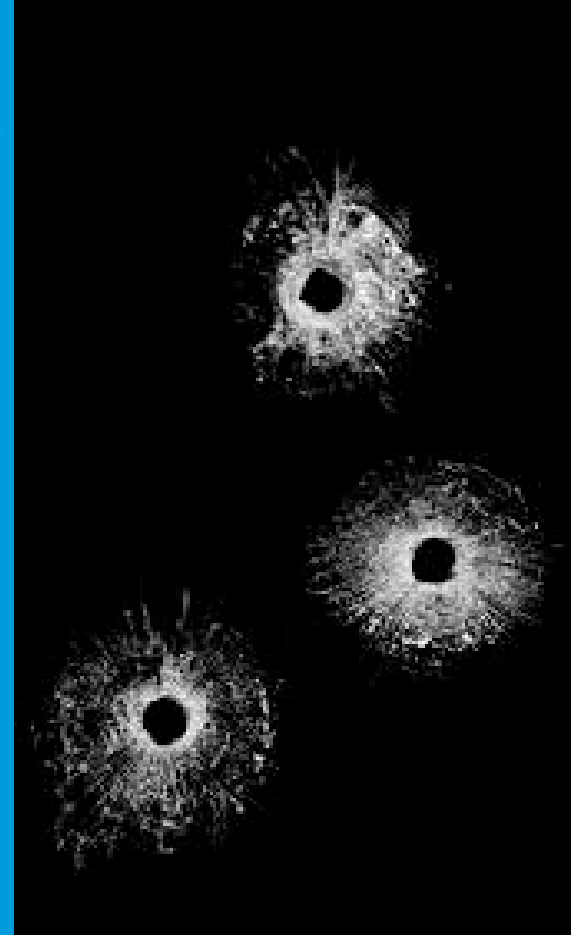




Surviving An Active Shooter Event



Houses of Worship Presentation

**City of San Diego
Office of Homeland Security
619-533-6760**





Disclaimer: This presentation is based on principles only and not on specific actions of individuals as each event differs and may or may not require a specific response. As such the City of San Diego assumes no liability whether implied or not implied regarding the information provided in this presentation.


The possibility of being involved in an active shooter incident are remote but the consequences can be catastrophic

An Active Shooter “is an individual actively engaged in killing or attempting to kill people in a populated area.” In most cases, active shooters use firearms(s) and there is no pattern or method to their selection of victims.

United States Government agencies, including FBI, DHS, White House, FEMA, and DOE agreed upon definition

Active shooter situations are unpredictable and quickly evolve.

Active Shooter events are not a new phenomenon but are occurring more frequently.



Don't think it can't happen here... ...It can and it has happened here in San Diego

San Ysidro McDonalds Restaurant



Cleveland Elementary School



"I don't like
Mondays"

Santana High School, Granite Hills High School and UTC



Don't just think domestic violence,
workplace violence, or school issue...
...Terrorism is here

Charleston
Sutherland
Springs
Killeen
Virginia
Burlington
SAN YSIDRO
Las Vegas
New York City
Baton Rouge
Tech
Fort Hood
Orlando
Kalamazoo
Newtown
Columbine
San Diego
FORT LAUDERDALE
Dallas
San Bernardino



Las Vegas, Nevada October 1, 2017

Route 91 Concert Festival

**Suspect on 32nd floor of
Mandalay Bay Casino Hotel
shoots into crowd of 22,000
from an elevated position
with assault rifles**



**Resulting in
58 dead 527 injured**



Background Facts

**The FBI conducted a study of 160
Active Shooter Events which occurred
from 2000 to 2013**

Incidents

- Average of 11.4 each year
- 70% of the incidents occurred in either a business/commerce (45.6%) or educational (24.4%) environment, **3.8% at houses of worship (most on Sundays)**
- In 63 incidents where the duration of the incident could be determined, 44 ended in 5 minutes or less, with 23 ending in 2 minutes or less.
- 67% of the incidents ended before the arrival of law enforcement

Casualties

- Resulted in 1,043 casualties (victims killed and wounded)
- 486 killed
- 557 wounded



Shooters

- All but 2 incidents involved a single shooter.
- In 6 incidents, the shooters were female.
- 17 of 20 shooters in high/middle school shootings were students at the schools
- In businesses generally closed to pedestrian traffic, 22 of the 23 shooters were current or former employees or former employees



Shootings at Houses of Worship

High profile cases

Nov 5, 2017, Sutherland Springs, TX First Baptist Church 26 killed 20 wounded

Sept 27, 2017, Nashville, TN Burnett Chapel Church 1 killed 6 wounded

June 17, 2015, Charleston, SC Emanuel African Methodist Episcopal Church 9 killed 3 wounded

Aug 5, 2012, Oak Creek, WI Sikh Temple of Wisconsin 6 killed 4 wounded

July 27, 2008, Knoxville, TN Tennessee Valley Unitarian Universalist Church 2 killed 7 wounded

Dec 9, 2007, Colorado Springs, CO New Life Church Youth Center and Church 4 killed 5 wounded



Shootings at Houses of Worship

High profile cases

Aug 12, 2007, Neosho, MO First Congregational Church 3 killed 5 wounded

Oct 2, 2006, Lancaster, PA Amish School 5 killed

July 28, 2006, Seattle, WA Greater Jewish Federation of Greater Seattle 1 killed 5 wounded

May 21, 2006, Baton Rouge, LA Ministry of Jesus Christ Church 5 killed 1 wounded

March 12, 2005, Brookfield, WI Living Church of God 7 killed 4 wounded

Sept 15, 1999, Fort Worth, TX Wedgewood Baptist 7 killed 1 wounded

Most perpetrators had some connection to the church, in rare cases they were against the church's stand on an issue



2017 Shooting Update

High profile cases

January 6, 2017, Fort Lauderdale Airport passenger removes handgun from his checked luggage and kills 5 and wounds 6

April 30, 2017, San Diego CA, University Town Center apartment, male at pool with handgun shoots and kills 1 and wounds 7 at poolside party

October 1, 2017, Nashville TN, male kills 1 and wounds 6 in church

October 1, 2017, Las Vegas, NV, male kills 58 and wounds 527 at concert

November 1, 2017, Thornton, CO, male kills 3 wounds at Walmart Store

Nov 5, 2017, Sutherland Springs, TX First Baptist Church 26 killed 20 wounded

November 13/14, 2017, Corning, CA male kills 5 wounds 18 attacks school

*One mass shooting per day per Gun Violence Archive over 1500 injured over 300 killed

*1.20 million Americans killed in all wars dating back to Revolutionary War (1775-2017)

*1.53 million Americans killed by firearms between 1968 and 2015



The FBI study of active shooter events from 2000 to 2013 found that 13 percent of the incidents were stopped after unarmed citizens made personal choices to face the danger and safely and successfully disrupted or restrained the shooter.

With most shooting rampages ending before police arrive, what other options do you have?



RUN



HIDE



FIGHT





The facts in the study indicate that active shooter events are on the increase and happen rapidly. Most active shooter situations are over in less than 5 minutes; most of the time before the arrival of law enforcement.

Citizens as well as law enforcement must be prepared mentally and physically in order to deal with these situations and additionally have an understanding of the risks and options available during active shooter events.

Based on the active shooter event you need to determine the most reasonable option to save your life:

RUN if you can get out safely

- Have an escape route and plan in mind
 - Get out; flee the danger; best option
 - Know your environment and surroundings
 - Take note of the two nearest exits in every facility you are in
 - Know where to go before it happens
 - Situational awareness
- Leave belongings behind
 - Just go
 - They are not after your belongings they are trying to kill people
- Evacuate regardless of whether others agree to follow
 - Don't get into an argument or try and convince people to leave


RUN



RUN if you can get out safely

- Help others escape, if possible
 - AFN population
- Do not attempt to move the wounded
 - Law Enforcement rescue teams will take care of them
- Prevent others from entering an area where the active shooter may be
- Keep your hands visible
 - Hands up and fingers spread
- If in an open area
 - Keep moving
 - Find protection
 - Move to a place of safety
- Call 911 when you are safe
 - Don't stop to do so
 - Get out of the kill zone

RUN



HIDE if you can't get out

- Hide in an area out of the shooter's view
 - Don't limit your own movement in the event you must run or fight
- Lock door or blockade entry to your hiding place
 - Use desks, bookcases, chairs, other office items, etc.
 - Stack items
- If possible hide behind something that can stop bullets
- Turn lights out
- Silence your cell phone (including vibrate mode), turn off any source of noise (i.e. radio, TV) and remain quiet
 - Control your breathing

HIDE



FIGHT if you can't run or hide or are confronted by the shooter

- **Fight as a last resort and only when your life is in imminent danger**
 - **Don't make an unnecessary or unneeded attempt**
 - **Don't wait to be the next victim**
- **Attempt to incapacitate the shooter**
 - **Be violent and hurt the attacker**
 - **Multiple victims involved in counterattack**
 - **Swarm and overwhelm the attacker**
 - **Work as a team; distract, disrupt, confuse, control, incapacitate**

FIGHT



- **Commit to your actions...**
 - ...Act with as much physical aggression as possible
 - You must be 100% committed to your actions
 - You must stop them
 - Don't be passive
 - Change prey-predator mentality
 - Make him think about defending himself and not on being the attacker

FIGHT



- **Improvise weapons or throw items at the active shooter**
 - Anything that will injure, stop or distract the shooter
 - Furniture, computer equipment, fire extinguisher, pens, books, scissors, phones, knife, fork, bottle, can, office supplies, personal body weapons (punch, kick, bite), whatever is available
 - Strike vital areas i.e. Face, Head, Neck, Groin
 - Keep hitting until threat is stopped, restrained or you can safely flee
 - Survival Mindset
 - Don't be in denial
 - Total Commitment
 - Life and Death decision only you can make

FIGHT



What to do when Law Enforcement arrives:

- If confronted by officers don't move until directed
- Remain calm and follow instructions
 - Go in the direction of officers
 - Keep moving
- Put down any items in your hands (i.e., bags, purses, jackets, etc.)
 - Do not have anything in your hands
- Raise hands and spread fingers
- Keep hands visible at all times
 - Don't reach into pockets or clothing
- Avoid quick movements toward officers such as holding on to them for safety
- Avoid pointing, screaming or yelling
 - It is already chaotic
 - Don't pull fire alarms
- Do not stop to ask for help or direction when evacuating
 - Keep moving in the direction the officers send you



If you call 911 provide the operator with the following information:

- **Location of active shooter(s)**
 - Physical location
 - Barricaded
 - Fleeing
- **Number of shooters**
- **Physical description of shooter(s)**
 - Gender
 - Race
 - Height
 - Weight
 - Clothing
 - Hair Color and Length
 - Eye Color
 - Facial Hair
 - Tattoos, scars or other distinguishing marks
- **Number and type of weapons in possession of shooter(s)**
 - Handgun
 - Rifle
- **Number of potential victims at the location**
 - Whether they are in a safe place or in harm's way or open space



Additional Safety Instructions:

The first officers to arrive at the scene will not stop to help injured persons, their role is to locate and stop the shooter. Expect rescue teams to follow the initial officers. These rescue teams will treat and remove the injured.

Once you have reached a safe location, you will likely be held in that area by law enforcement until the situation is under control, and all witnesses have been identified and interviewed. Do not leave the area until law enforcement authorities have instructed you to do so.



Issues and Strategies Unique to Houses of Worship

Location

- Confined area
- Soft target with large groups of people
- Open to public and welcoming
- Publically known
- Associated youth or student classrooms
- Open doors with minimal security



Awareness, Training and Potential Security Measures

- Welcoming Spiritual Environment versus High Security
- All must know exits or be directed to them
- Cameras monitoring of entrances
- Metal detectors
- Security Armed security versus unarmed versus ushers
- Usher training greeting, controlling entry, preventing entry and calming agitated persons
- Ministry security team engagement and containment teams swarm suspect
- Identify behavior
- Prevent entry to those persons that exhibit suspicious behavior

Issues and Strategies Unique to Houses of Worship

Awareness, Training and Potential Security Measures (continued)

Lockdown - be able to lock doors to prevent entry

Make sure doors can not be forced open

Once service starts lock doors and have ushers escort late comers

Check with church legal or counsel on any implementations

Planning and Preparedness

Facility survey

- Vulnerabilities

- Exits

- Secure rooms

Evacuation plan

- Bomb threats

Rally points and reunification areas

First aid kits to include tourniquets

Teach Run Hide Fight (at minimum staff)

Preparation reduces reaction time

Reduce exposure time to shooter




Current Trends:

Vehicle assaults

- ISIS inspired or encouraged
- Followed up by firearm or knife attack
- Soft targets with large groups of people
- Run, Hide, Fight principles still apply

Examples

- New York City
- Ohio State University
- Charlottesville, VA
- Barcelona and Cambrils, Spain
- Stockholm, Sweden
- London, England
- Berlin, Germany
- Nice, France



Workplace Preparedness and Warning Signs: (employees and worshippers)

- Be aware of your environment and any possible dangers
- Take note of the two nearest exits in any facility you visit
- Report strange or violent behavior in fellow employees, worshippers, vendors and visitors; as well as in social media posts
- Recognize alcohol/substance abuse, absenteeism, tardiness, domestic or legal problems
- Take threats seriously (direct or indirect)
- Unexplained increase in absenteeism; vague physical complaints
- Noticeable decrease in attention to appearance and hygiene
- Depression / withdrawal



Workplace Preparedness and Warning Signs:

- Resistance and overreaction to changes in church policy and procedures
- Repeated violations of church/company policies
- Increased severe mood swings
- Explosive outbursts of anger or rage without provocation
- Suicidal; comments about “putting things in order”
- Behavior which is suspect of paranoia, (“everybody is against me”)
- Increasingly talks of problems at home (domestic violence-many bring the DV problems to church in the form of violence)
- Escalation of domestic problems into the workplace; talk of severe financial problems
- Talk of previous incidents of violence
- Empathy with individuals committing violence



Workplace Preparedness and Warning Signs:

- Increase in unsolicited comments about firearms, other dangerous weapons and violent crime
- Noticeably unstable, emotional responses
- Report unattended suspicious items
- Have an active shooter plan
- Practice your plan





Eight Signs of Terrorism

- **Surveillance**
 - To determine strengths and weaknesses of a target
- **Elicitation**
 - Gain information about the operations and security of a target
- **Testing Security**
 - Trespassing or leaving a bag to check response of employees or security
- **Funding**
 - Raise money to support operation
- **Acquiring Supplies**
 - Stockpiling weapons
 - Acquiring uniforms
 - Forging personal identification
- **Impersonation**
 - Impersonate Law Enforcement, Fire or EMS to gain information
- **Rehearsal**
 - Rehearse planning attack, often many times
 - To include measuring response times of emergency responders
- **Deployment**
 - Getting in position
 - Moving equipment and supplies
 - Launching attack



Notifications

- **Police Department**

- 911
- 619-531-2000
- Cellphone to CHP

- **SAR**

- Suspicious Activity Report
- San Diego Law Enforcement Coordination Center (SDLECC)
- www.SD-LECC.org/SAR

- **Mass Notification Systems**

- Alert San Diego
- City Website and Twitter (@CityofSanDiego, @SanDiegoPD, @SDFD)
- Media KOGO 600 AM and KLSD 1360 AM radio
- 2-1-1

Plan, Prepare, Act...

...Your Life May Depend on It



RUN-HIDE-FIGHT

Make a Commitment to SURVIVE



Run-Hide-Fight Video

<http://www.readyhouston.tx.gov/videos.html>

Questions?

**City of San Diego
Office of Homeland Security
619-533-6760**

Revision: December 26, 2017